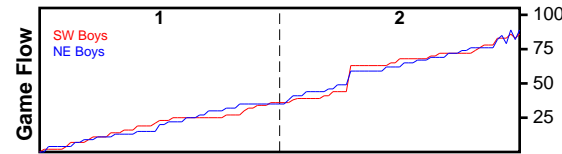


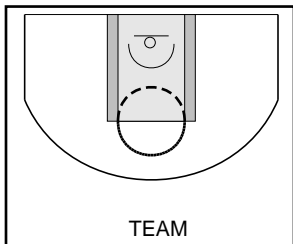
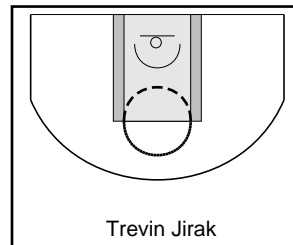
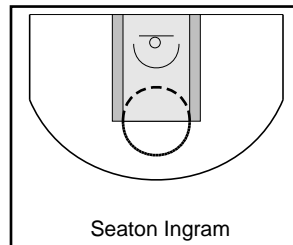
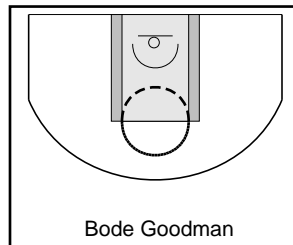
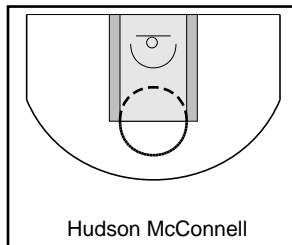
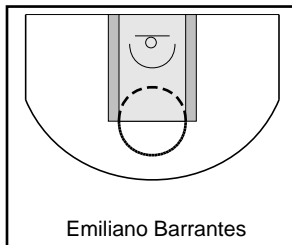
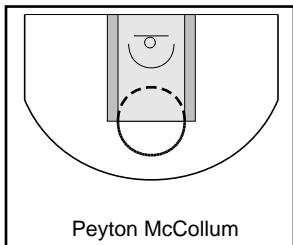
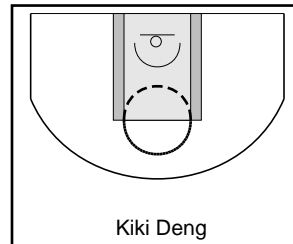
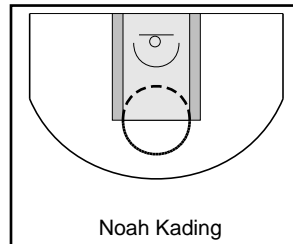
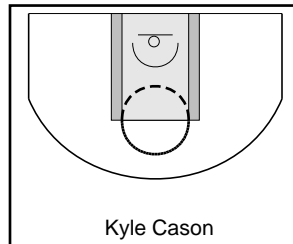
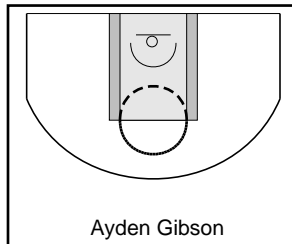
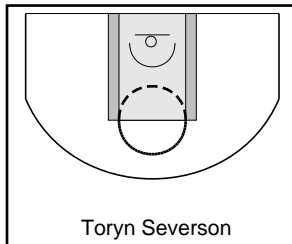
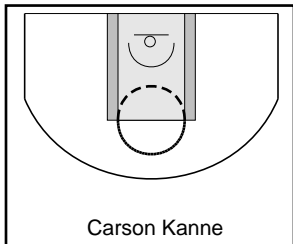
SW Boys

3/29/25 SW Boys at NE Boys

	1	2	T
SW Boys	36	50	86
NE Boys	35	54	89



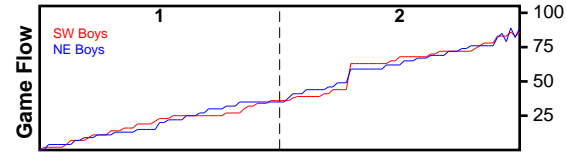
#	Name	G	MIN	PTS	FGM	FGA	FG%	2PM	2PA	2P%	3PM	3PA	3P%	FTM	FTA	FT%	OREB	DREB	REB	AST	STL	DFL	BLK	TO	PF	PM	CHG	A/T	GmSc
4	Carson Kanne	1	18	3	1	2	0.500	-	-	-	1	2	0.500	-	-	-	-	1	1	-	-	-	-	1	-	-3	-	0.0	1.3
10	Toryn Severson	1	18	5	1	3	0.333	-	2	0.000	1	1	1.000	2	2	1.000	-	2	2	-	-	1	-	-	1	-3	-	-	3.5
12	Ayden Gibson	1	18	24	9	13	0.692	3	3	1.000	6	10	0.600	-	-	-	-	1	1	-	-	-	2	-	-	-3	-	-	20.2
14	Kyle Cason	1	18	7	3	8	0.375	3	5	0.600	-	3	0.000	1	1	1.000	1	2	3	1	-	-	-	-	3	-3	-	-	3.4
20	Noah Kading	1	18	2	1	1	1.000	1	1	1.000	-	-	-	-	-	-	-	1	1	-	-	-	-	-	1	-3	-	-	1.6
30	Kiki Deng	1	-	3	1	3	0.333	-	2	0.000	1	1	1.000	-	-	-	-	4	4	1	-	-	-	-	1	-	-	-	2.8
32	Peyton McCollum	1	-	13	5	10	0.500	4	7	0.571	1	3	0.333	2	2	1.000	2	2	4	-	-	-	-	1	-	-	-	0.0	9.0
34	Emiliano Barrantes	-	-	0	0	0	-	-	-	-	-	-	-	-	-	-	-	-	0	-	-	-	-	-	-	-	-	-	-
40	Hudson McConnell	1	-	5	2	4	0.500	1	1	1.000	1	3	0.333	-	-	-	-	-	0	-	2	-	-	1	1	-	-	0.0	3.6
42	Bode Goodman	1	-	12	5	12	0.417	3	5	0.600	2	7	0.286	-	-	-	1	1	2	-	-	-	-	-	-	-	-	-	6.6
50	Seaton Ingram	1	-	4	2	5	0.400	2	4	0.500	-	1	0.000	-	-	-	-	-	0	-	-	-	1	1	1	-	-	0.0	0.6
52	Trevin Jirak	1	-	8	4	6	0.667	4	5	0.800	-	1	0.000	-	-	-	-	1	1	-	1	1	-	-	-	-	-	-	6.7
	TEAM	-	-	0	0	0	-	-	-	-	-	-	-	-	-	-	-	-	0	-	-	-	-	-	-	-	-	-	-
	TOTALS	1	36	86	34	67	0.507	21	35	0.600	13	32	0.406	5	5	1.000	4	15	19	2	3	2	3	4	8	-3	-	0.5	59.3



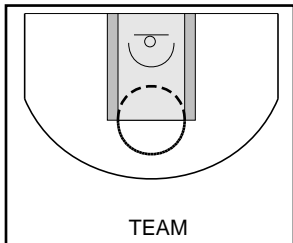
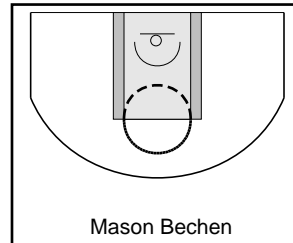
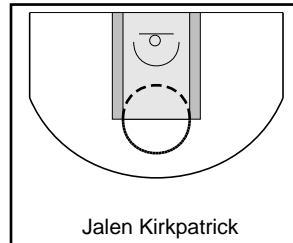
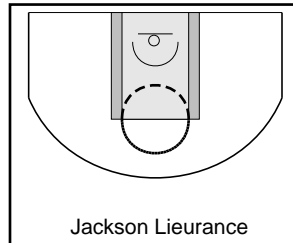
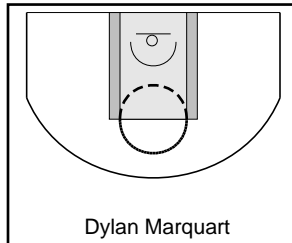
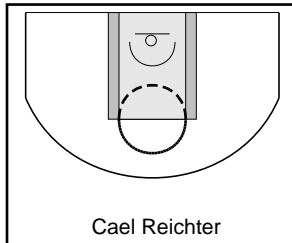
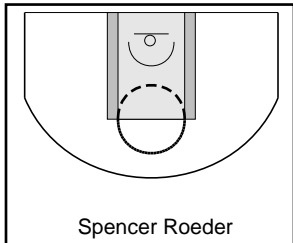
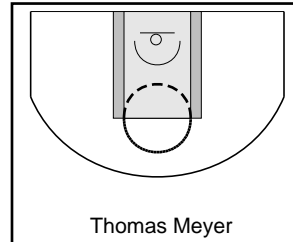
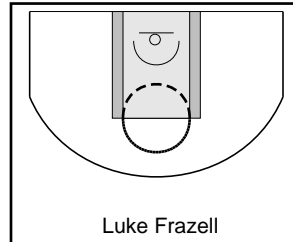
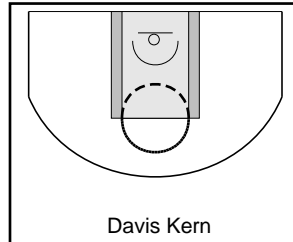
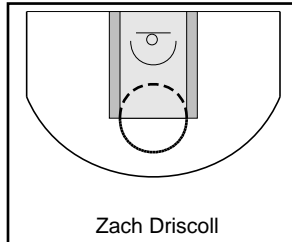
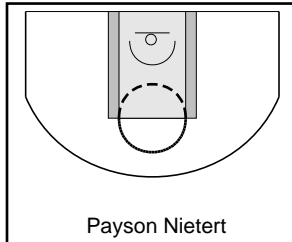
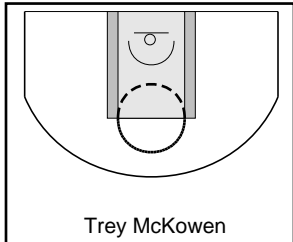
NE Boys

3/29/25 SW Boys at NE Boys

	1	2	T
SW Boys	36	50	86
NE Boys	35	54	89



#	Name	G	MIN	PTS	FGM	FGA	FG%	2PM	2PA	2P%	3PM	3PA	3P%	FTM	FTA	FT%	OREB	DREB	REB	AST	STL	DFL	BLK	TO	PF	PM	CHG	A/T	GmSc
4	Trey McKowen	1	18	14	5	10	0.500	3	4	0.750	2	6	0.333	2	2	1.000	-	-	0	1	1	-	-	-	-	3	-	-	10.7
10	Payson Nietert	1	18	14	5	11	0.455	1	1	1.000	4	10	0.400	-	-	-	-	2	2	-	-	-	-	-	2	3	-	-	8.1
12	Zach Driscoll	1	18	15	6	9	0.667	3	4	0.750	3	5	0.600	-	-	-	-	-	0	-	-	1	1	2	-	3	-	0.0	9.8
14	Davis Kern	1	18	8	3	6	0.500	1	2	0.500	2	4	0.500	-	-	-	-	3	3	-	-	1	-	1	-	3	-	0.0	4.9
20	Luke Frazell	1	18	7	2	3	0.667	1	2	0.500	1	1	1.000	2	2	1.000	-	-	0	-	-	-	-	-	-	3	-	-	5.7
22	Thomas Meyer	1	-	4	2	2	1.000	2	2	1.000	-	-	-	-	-	-	-	1	1	-	-	-	-	-	-	-	-	-	3.7
24	Spencer Roeder	1	-	3	1	2	0.500	-	-	-	1	2	0.500	-	-	-	-	1	1	1	-	-	-	-	-	-	-	-	3.0
30	Cael Reichter	1	-	4	2	4	0.500	2	4	0.500	-	-	-	-	2	0.000	-	1	1	-	-	-	-	-	-	-	-	-	1.5
32	Dylan Marquart	-	-	3	1	1	1.000	-	-	-	1	1	1.000	-	-	-	-	-	0	-	-	-	-	-	-	-	-	-	-
40	Jackson Lieurance	1	-	3	1	3	0.333	-	-	-	1	3	0.333	-	-	-	-	2	2	-	-	-	2	-	1	-	-	-	2.9
50	Jalen Kirkpatrick	1	-	8	3	6	0.500	1	1	1.000	2	5	0.400	-	-	-	-	-	0	-	1	-	-	1	-	-	-	0.0	5.0
52	Mason Bechen	1	-	6	3	6	0.500	3	5	0.600	-	1	0.000	-	-	-	-	-	0	-	-	-	-	-	1	-	-	-	2.6
	TEAM	-	-	0	0	0	-	-	-	-	-	-	-	-	-	-	-	-	0	-	-	-	-	-	-	-	-	-	-
	TOTALS	1	36	89	34	63	0.540	17	25	0.680	17	38	0.447	4	6	0.667	-	10	10	2	2	2	3	4	4	3	-	0.5	60.6



Game Summary Comparison

Statistic	SW Boys	NE Boys
Points	86	89
<i>Field Goals</i>	34 / 67	34 / 63
<i>2 Point</i>	21 / 35	17 / 25
<i>3 Point</i>	13 / 32	17 / 38
<i>Free Throws</i>	5 / 5	4 / 6
Assists	2	2
Rebounds	19	10
<i>Offensive</i>	4	-
<i>Defensive</i>	15	10
Blocks	3	3
Steals	3	2
Deflections	2	2
Turnovers	4	4
Charges Taken	-	-
Personal Fouls	8	4
Technical Fouls	-	-

SW Boys



NE Boys



SW Boys Turnovers

Period	Clock	Player	Turnover Type
1st Period	6:38	#40 Hudson McConnell	Other
1st Period	6:08	#50 Seaton Ingram	Other
2nd Period	3:54	#4 Carson Kanne	Other
2nd Period	1:52	#32 Peyton McCollum	Other

SW Boys Fouls

Period	Clock	Player	Foul
1st Period	11:04	#20 Noah Kading	Reaching in (Def)
1st Period	4:28	#30 Kiki Deng	Reaching in (Def)
1st Period	3:41	#10 Toryn Severson	Blocking (Def)
2nd Period	4:16	#14 Kyle Cason	Pushing (Def)
2nd Period	0:21	#50 Seaton Ingram	Reaching in (Def)
2nd Period	0:21	#40 Hudson McConnell	Reaching in (Def)
2nd Period	0:21	#14 Kyle Cason	Reaching in (Def)
2nd Period	0:21	#14 Kyle Cason	Holding (Def)

NE Boys Turnovers

Period	Clock	Player	Turnover Type
1st Period	16:41	#12 Zach Driscoll	Other
1st Period	11:54	#50 Jalen Kirkpatrick	Other
2nd Period	12:47	#14 Davis Kern	Other
2nd Period	4:39	#12 Zach Driscoll	Other

NE Boys Fouls

Period	Clock	Player	Foul
2nd Period	16:29	#52 Mason Bechen	Blocking (Def)
2nd Period	14:37	#10 Payson Nietert	Reaching in (Def)
2nd Period	5:43	#10 Payson Nietert	Blocking (Def)
2nd Period	1:23	#40 Jackson Lieurance	Holding (Def)