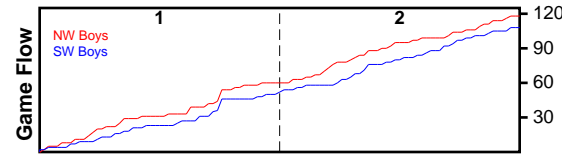


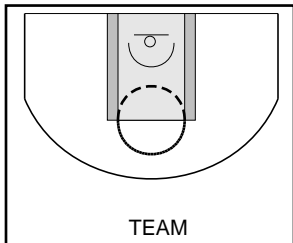

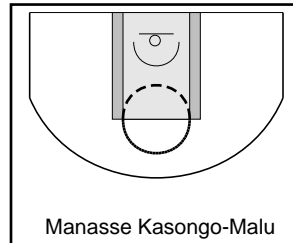
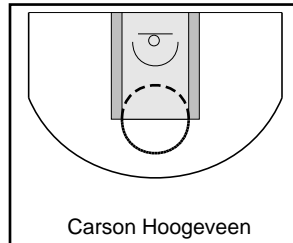
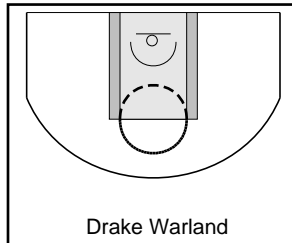
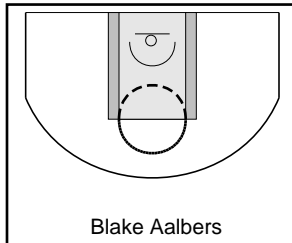
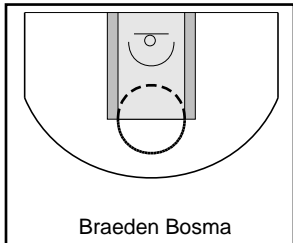
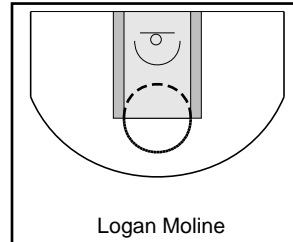
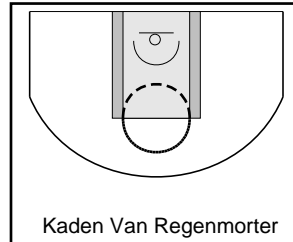
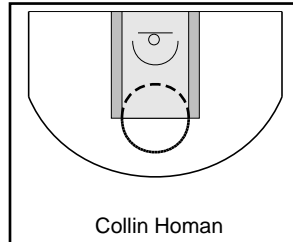
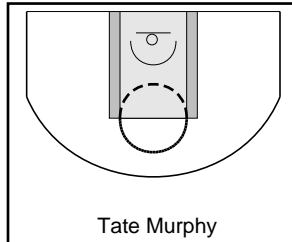
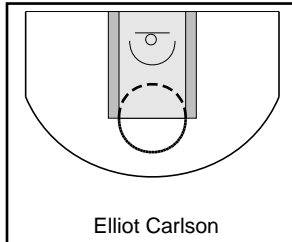
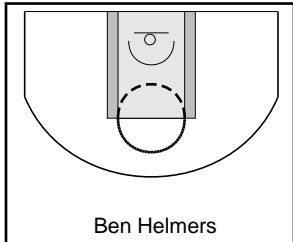
# NW Boys

3/29/25 NW Boys at SW Boys

|         | 1  | 2  | T   |
|---------|----|----|-----|
| NW Boys | 60 | 58 | 118 |
| SW Boys | 50 | 58 | 108 |



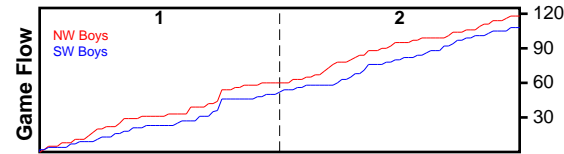
| #  | Name                  | G        | MIN       | PTS        | FGM       | FGA       | FG%          | 2PM       | 2PA       | 2P%          | 3PM       | 3PA       | 3P%          | FTM      | FTA      | FT%          | OREB     | DREB     | REB      | AST      | STL      | DFL      | BLK      | TO       | PF       | PM        | CHG      | A/T      | GmSc         |
|----|-----------------------|----------|-----------|------------|-----------|-----------|--------------|-----------|-----------|--------------|-----------|-----------|--------------|----------|----------|--------------|----------|----------|----------|----------|----------|----------|----------|----------|----------|-----------|----------|----------|--------------|
| 4  | Ben Helmers           | 1        | 36        | 11         | 5         | 5         | 1.000        | 4         | 4         | 1.000        | 1         | 1         | 1.000        | -        | 2        | 0.000        | -        | -        | 0        | -        | -        | -        | -        | -        | -        | 10        | -        | -        | 8.7          |
| 10 | Elliot Carlson        | 1        | 36        | 8          | 4         | 4         | 1.000        | 4         | 4         | 1.000        | -         | -         | -            | -        | -        | -            | -        | -        | 0        | -        | -        | -        | -        | -        | 10       | -         | -        | 6.8      |              |
| 12 | Tate Murphy           | 1        | 36        | 20         | 8         | 8         | 1.000        | 4         | 4         | 1.000        | 4         | 4         | 1.000        | -        | -        | -            | -        | -        | 0        | -        | -        | -        | -        | 1        | 10       | -         | -        | 17.2     |              |
| 14 | Collin Homan          | 1        | 36        | 15         | 7         | 7         | 1.000        | 6         | 6         | 1.000        | 1         | 1         | 1.000        | -        | -        | -            | -        | -        | 0        | -        | -        | -        | -        | -        | 10       | -         | -        | 12.9     |              |
| 20 | Kaden Van Regenmorter | 1        | 36        | 15         | 5         | 5         | 1.000        | -         | -         | -            | 5         | 5         | 1.000        | -        | -        | -            | -        | -        | 0        | -        | -        | -        | -        | -        | 10       | -         | -        | 13.5     |              |
| 22 | Logan Moline          | -        | -         | 6          | 2         | 2         | 1.000        | -         | -         | -            | 2         | 2         | 1.000        | -        | -        | -            | -        | -        | 0        | -        | -        | -        | -        | -        | -        | -         | -        | -        |              |
| 24 | Braeden Bosma         | -        | -         | 4          | 2         | 2         | 1.000        | 2         | 2         | 1.000        | -         | -         | -            | -        | -        | -            | -        | -        | 0        | -        | -        | -        | -        | -        | -        | -         | -        | -        |              |
| 30 | Blake Aalbers         | -        | -         | 6          | 2         | 2         | 1.000        | -         | -         | -            | 2         | 2         | 1.000        | -        | -        | -            | -        | -        | 0        | -        | -        | -        | -        | -        | -        | -         | -        | -        |              |
| 32 | Drake Warland         | 1        | -         | 6          | 3         | 3         | 1.000        | 3         | 3         | 1.000        | -         | -         | -            | -        | -        | -            | -        | -        | 0        | -        | -        | -        | -        | 1        | -        | -         | -        | 4.7      |              |
| 34 | Carson Hooegeveen     | -        | -         | 8          | 3         | 3         | 1.000        | 1         | 1         | 1.000        | 2         | 2         | 1.000        | -        | -        | -            | -        | -        | 0        | -        | -        | -        | -        | -        | -        | -         | -        | -        |              |
| 40 | Manasse Kasongo-Malu  | 1        | -         | 15         | 4         | 4         | 1.000        | 1         | 1         | 1.000        | 3         | 3         | 1.000        | 4        | 4        | 1.000        | -        | -        | 0        | -        | -        | -        | -        | -        | -        | -         | -        | 13.8     |              |
| 42 | Derek Paulson         | -        | -         | 4          | 2         | 2         | 1.000        | 2         | 2         | 1.000        | -         | -         | -            | -        | -        | -            | -        | -        | 0        | -        | -        | -        | -        | -        | -        | -         | -        | -        |              |
|    | TEAM                  | -        | -         | 0          | 0         | 0         | -            | -         | -         | -            | -         | -         | -            | -        | -        | -            | -        | -        | 0        | -        | -        | -        | -        | -        | -        | -         | -        | -        |              |
|    | <b>TOTALS</b>         | <b>1</b> | <b>36</b> | <b>118</b> | <b>47</b> | <b>47</b> | <b>1.000</b> | <b>27</b> | <b>27</b> | <b>1.000</b> | <b>20</b> | <b>20</b> | <b>1.000</b> | <b>4</b> | <b>6</b> | <b>0.667</b> | <b>-</b> | <b>-</b> | <b>0</b> | <b>-</b> | <b>-</b> | <b>-</b> | <b>-</b> | <b>-</b> | <b>2</b> | <b>10</b> | <b>-</b> | <b>-</b> | <b>102.3</b> |



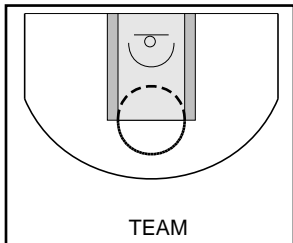
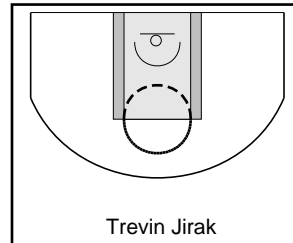
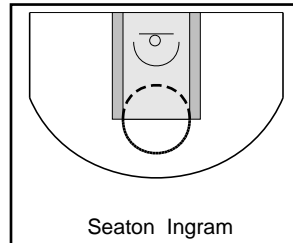
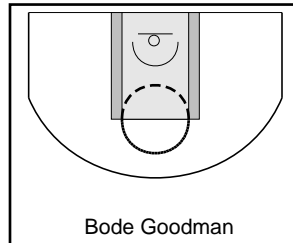
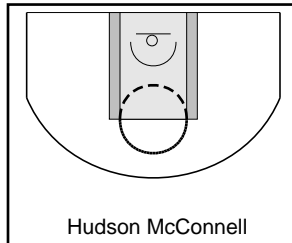
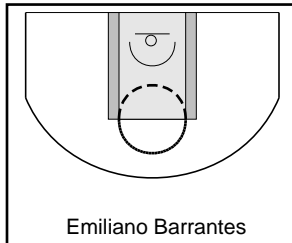
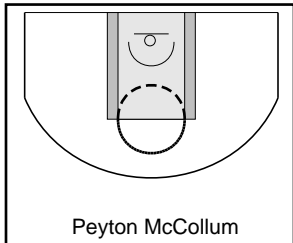
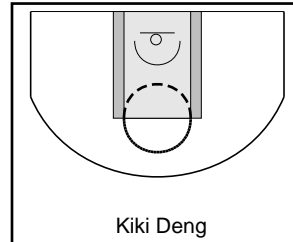
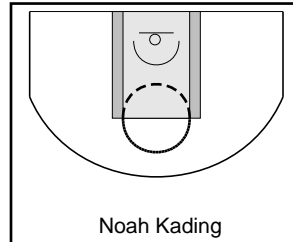
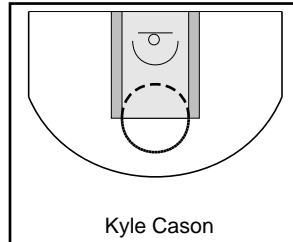
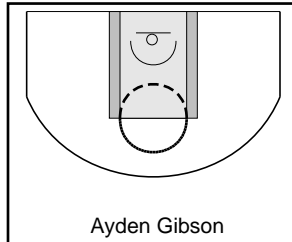
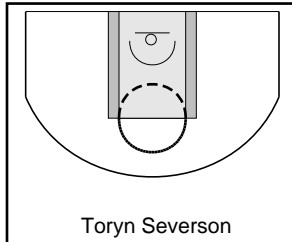
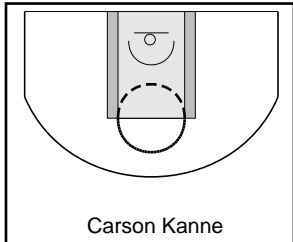
# SW Boys

3/29/25 NW Boys at SW Boys

|         | 1  | 2  | T   |
|---------|----|----|-----|
| NW Boys | 60 | 58 | 118 |
| SW Boys | 50 | 58 | 108 |



| #  | Name               | G        | MIN       | PTS        | FGM       | FGA       | FG%          | 2PM       | 2PA       | 2P%          | 3PM      | 3PA      | 3P%          | FTM      | FTA      | FT%          | OREB     | DREB     | REB      | AST      | STL      | DFL      | BLK      | TO       | PF       | PM         | CHG      | A/T      | GmSc        |
|----|--------------------|----------|-----------|------------|-----------|-----------|--------------|-----------|-----------|--------------|----------|----------|--------------|----------|----------|--------------|----------|----------|----------|----------|----------|----------|----------|----------|----------|------------|----------|----------|-------------|
| 4  | Carson Kanne       | 1        | 36        | 0          | 0         | 0         | -            | -         | -         | -            | -        | -        | -            | -        | -        | -            | -        | -        | 0        | -        | -        | -        | -        | -        | -        | -10        | -        | -        | 0.0         |
| 10 | Toryn Severson     | 1        | 36        | 17         | 8         | 8         | 1.000        | 7         | 7         | 1.000        | 1        | 1        | 1.000        | -        | -        | -            | -        | -        | 0        | -        | -        | -        | -        | -        | 1        | -10        | -        | -        | 14.2        |
| 12 | Ayden Gibson       | 1        | 36        | 20         | 8         | 8         | 1.000        | 4         | 4         | 1.000        | 4        | 4        | 1.000        | -        | -        | -            | -        | -        | 0        | -        | -        | -        | -        | -        | -        | -10        | -        | -        | 17.6        |
| 14 | Kyle Cason         | 1        | 36        | 15         | 6         | 6         | 1.000        | 4         | 4         | 1.000        | 2        | 2        | 1.000        | 1        | 2        | 0.500        | -        | -        | 0        | -        | -        | -        | -        | -        | -        | -10        | -        | -        | 12.8        |
| 20 | Noah Kading        | 1        | 36        | 2          | 1         | 1         | 1.000        | 1         | 1         | 1.000        | -        | -        | -            | -        | -        | -            | -        | -        | 0        | -        | -        | -        | -        | -        | -        | -10        | -        | -        | 1.7         |
| 30 | Kiki Deng          | 1        | -         | 8          | 4         | 4         | 1.000        | 4         | 4         | 1.000        | -        | -        | -            | -        | -        | -            | -        | -        | 0        | -        | -        | -        | -        | 1        | -        | -          | -        | 6.4      |             |
| 32 | Peyton McCollum    | 1        | -         | 8          | 4         | 4         | 1.000        | 4         | 4         | 1.000        | -        | -        | -            | -        | 1        | 0.000        | -        | -        | 0        | -        | -        | -        | -        | 2        | -        | -          | -        | 5.6      |             |
| 34 | Emiliano Barrantes | -        | -         | 0          | 0         | 0         | -            | -         | -         | -            | -        | -        | -            | -        | -        | -            | -        | -        | 0        | -        | -        | -        | -        | -        | -        | -          | -        | -        | -           |
| 40 | Hudson McConnell   | -        | -         | 3          | 1         | 1         | 1.000        | -         | -         | -            | 1        | 1        | 1.000        | -        | -        | -            | -        | -        | 0        | -        | -        | -        | -        | -        | -        | -          | -        | -        | -           |
| 42 | Bode Goodman       | 1        | -         | 21         | 10        | 10        | 1.000        | 9         | 9         | 1.000        | 1        | 1        | 1.000        | -        | -        | -            | -        | -        | 0        | -        | -        | -        | -        | -        | 1        | -          | -        | -        | 17.6        |
| 50 | Seaton Ingram      | 1        | -         | 4          | 2         | 2         | 1.000        | 2         | 2         | 1.000        | -        | -        | -            | -        | -        | -            | -        | -        | 0        | -        | -        | -        | -        | -        | 1        | -          | -        | -        | 3.0         |
| 52 | Trevin Jirak       | -        | -         | 10         | 5         | 5         | 1.000        | 5         | 5         | 1.000        | -        | -        | -            | -        | -        | -            | -        | -        | 0        | -        | -        | -        | -        | -        | -        | -          | -        | -        | -           |
|    | TEAM               | -        | -         | 0          | 0         | 0         | -            | -         | -         | -            | -        | -        | -            | -        | -        | -            | -        | -        | 0        | -        | -        | -        | -        | -        | -        | -          | -        | -        | -           |
|    | <b>TOTALS</b>      | <b>1</b> | <b>36</b> | <b>108</b> | <b>49</b> | <b>49</b> | <b>1.000</b> | <b>40</b> | <b>40</b> | <b>1.000</b> | <b>9</b> | <b>9</b> | <b>1.000</b> | <b>1</b> | <b>3</b> | <b>0.333</b> | <b>-</b> | <b>-</b> | <b>0</b> | <b>-</b> | <b>-</b> | <b>-</b> | <b>-</b> | <b>-</b> | <b>6</b> | <b>-10</b> | <b>-</b> | <b>-</b> | <b>90.1</b> |



## Game Summary Comparison

| Statistic          | NW Boys | SW Boys |
|--------------------|---------|---------|
| Points             | 118     | 108     |
| <i>Field Goals</i> | 47 / 47 | 49 / 49 |
| <i>2 Point</i>     | 27 / 27 | 40 / 40 |
| <i>3 Point</i>     | 20 / 20 | 9 / 9   |
| <i>Free Throws</i> | 4 / 6   | 1 / 3   |
| Assists            | -       | -       |
| Rebounds           | 0       | 0       |
| <i>Offensive</i>   | -       | -       |
| <i>Defensive</i>   | -       | -       |
| Blocks             | -       | -       |
| Steals             | -       | -       |
| Deflections        | -       | -       |
| Turnovers          | -       | -       |
| Charges Taken      | -       | -       |
| Personal Fouls     | 2       | 6       |
| Technical Fouls    | -       | -       |

NW Boys



SW Boys



## NW Boys Fouls

| Period     | Clock | Player            | Foul           |
|------------|-------|-------------------|----------------|
| 1st Period | 4:29  | #12 Tate Murphy   | Blocking (Def) |
| 1st Period | 1:35  | #32 Drake Warland | Blocking (Def) |

## SW Boys Fouls

| Period     | Clock | Player              | Foul           |
|------------|-------|---------------------|----------------|
| 1st Period | 8:18  | #32 Peyton McCollum | Blocking (Def) |
| 1st Period | 2:26  | #10 Toryn Severson  | Blocking (Def) |
| 2nd Period | 10:38 | #30 Kiki Deng       | Blocking (Def) |
| 2nd Period | 6:10  | #50 Seaton Ingram   | Blocking (Def) |
| 2nd Period | 4:10  | #32 Peyton McCollum | Blocking (Def) |
| 2nd Period | 0:47  | #42 Bode Goodman    | Blocking (Def) |