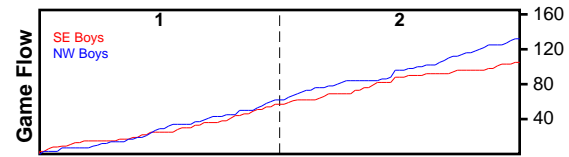


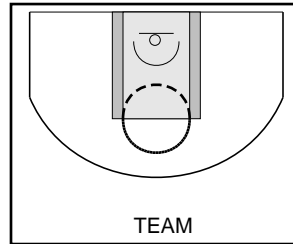

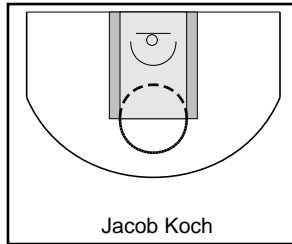
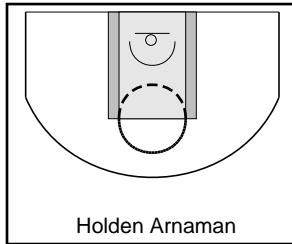
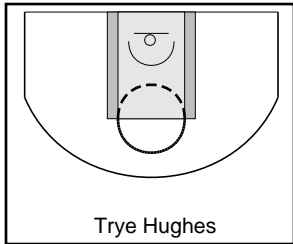
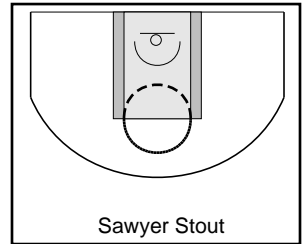
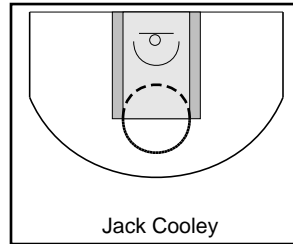

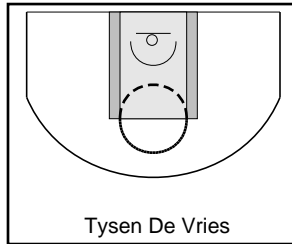
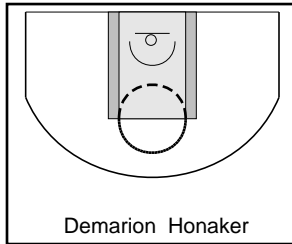

# SE Boys

3/23/24 SE Boys at NW Boys

	1	2	T
SE Boys	57	48	105
NW Boys	62	70	132



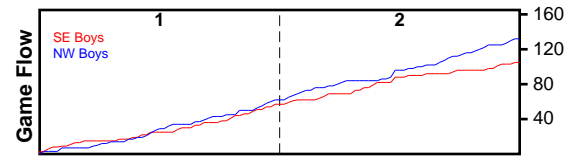
#	Name	G	MIN	PTS	FGM	FGA	FG%	2PM	2PA	2P%	3PM	3PA	3P%	FTM	FTA	FT%	OREB	DREB	REB	AST	STL	DFL	BLK	TO	PF	PM	CHG	A/T	GmSc
4	Derek Weisskopf	1	36	18	7	7	1.000	3	3	1.000	4	4	1.000	-	-	-	-	-	0	-	-	-	-	-	-	-27	-	-	15.9
12	Demarion Honaker	1	36	11	5	5	1.000	5	5	1.000	-	-	-	1	3	0.333	-	-	0	-	-	-	-	-	2	-27	-	-	7.9
14	Tysen De Vries	1	36	5	2	2	1.000	1	1	1.000	1	1	1.000	-	-	-	-	-	0	-	-	-	-	-	1	-27	-	-	4.0
24	Jake Benzing	1	36	4	2	2	1.000	2	2	1.000	-	-	-	-	-	-	-	-	0	-	-	-	-	-	-	-27	-	-	3.4
30	Jack Cooley	1	36	3	1	1	1.000	-	-	-	1	1	1.000	-	-	-	-	-	0	-	-	-	-	-	1	-27	-	-	2.3
32	Sawyer Stout	-	-	0	0	0	-	-	-	-	-	-	-	-	-	-	-	-	0	-	-	-	-	-	-	-	-	-	-
34	Trye Hughes	1	-	12	4	4	1.000	-	-	-	4	4	1.000	-	-	-	-	-	0	-	-	-	-	-	1	-	-	-	10.4
40	Holden Arnaman	1	-	19	6	6	1.000	3	3	1.000	3	3	1.000	4	4	1.000	-	-	0	-	-	-	-	-	2	-	-	-	16.4
42	Jacob Koch	-	-	16	6	6	1.000	2	2	1.000	4	4	1.000	-	-	-	-	-	0	-	-	-	-	-	-	-	-	-	-
50	Caden Wilkins	1	-	17	7	7	1.000	5	5	1.000	2	2	1.000	1	2	0.500	-	-	0	-	-	-	-	-	-	-	-	-	14.5
	TEAM	-	-	0	0	0	-	-	-	-	-	-	-	-	-	-	-	-	0	-	-	-	-	-	-	-	-	-	-
	<b>TOTALS</b>	<b>1</b>	<b>36</b>	<b>105</b>	<b>40</b>	<b>40</b>	<b>1.000</b>	<b>21</b>	<b>21</b>	<b>1.000</b>	<b>19</b>	<b>19</b>	<b>1.000</b>	<b>6</b>	<b>9</b>	<b>0.667</b>	<b>-</b>	<b>-</b>	<b>0</b>	<b>-</b>	<b>-</b>	<b>-</b>	<b>-</b>	<b>-</b>	<b>7</b>	<b>-27</b>	<b>-</b>	<b>-</b>	<b>89.0</b>



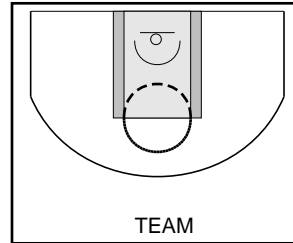
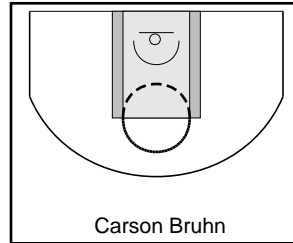

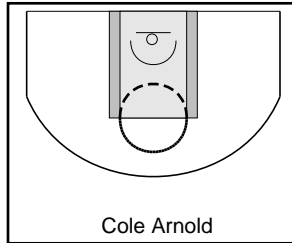
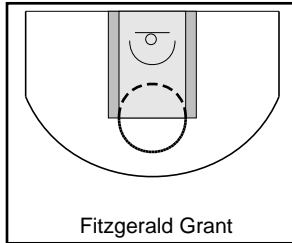
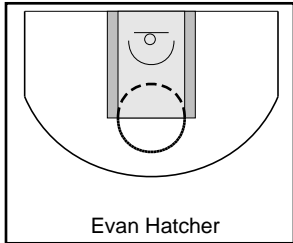
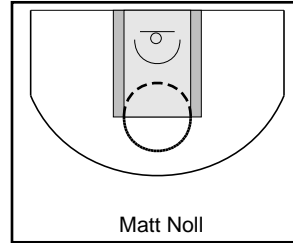
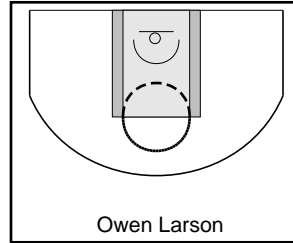
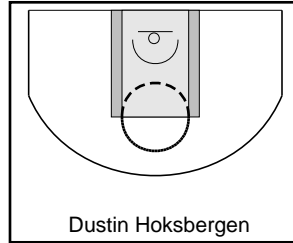
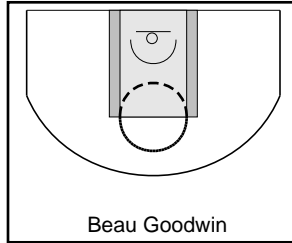
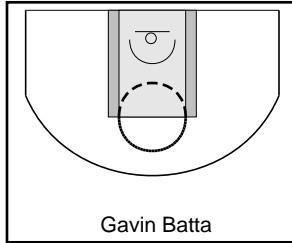
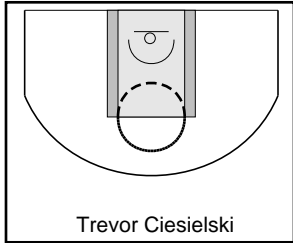
# NW Boys

3/23/24 SE Boys at NW Boys

	1	2	T
SE Boys	57	48	105
NW Boys	62	70	132



#	Name	G	MIN	PTS	FGM	FGA	FG%	2PM	2PA	2P%	3PM	3PA	3P%	FTM	FTA	FT%	OREB	DREB	REB	AST	STL	DFL	BLK	TO	PF	PM	CHG	A/T	GmSc
10	Trevor Ciesielski	1	36	2	1	1	1.000	1	1	1.000	-	-	-	-	-	-	-	-	0	-	-	-	-	-	-	27	-	-	1.7
12	Gavin Batta	1	36	20	7	7	1.000	1	1	1.000	6	6	1.000	-	-	-	-	-	0	-	-	-	-	-	1	27	-	-	17.5
14	Beau Goodwin	1	36	2	1	1	1.000	1	1	1.000	-	-	-	-	-	-	-	-	0	-	-	-	-	-	2	27	-	-	0.9
20	Dustin Hoksbergen	1	36	11	4	4	1.000	3	3	1.000	1	1	1.000	2	2	1.000	-	-	0	-	-	-	-	-	1	27	-	-	9.4
22	Owen Larson	1	36	15	6	6	1.000	3	3	1.000	3	3	1.000	-	-	-	-	-	0	-	-	-	-	-	1	27	-	-	12.8
30	Matt Noll	1	-	19	9	9	1.000	8	8	1.000	1	1	1.000	-	1	0.000	-	-	0	-	-	-	-	-	-	-	-	-	15.9
32	Evan Hatcher	-	-	6	2	2	1.000	-	-	-	2	2	1.000	-	-	-	-	-	0	-	-	-	-	-	-	-	-	-	-
40	Fitzgerald Grant	1	-	16	6	6	1.000	5	5	1.000	1	1	1.000	3	3	1.000	-	-	0	-	-	-	-	-	3	-	-	-	13.0
42	Cole Arnold	1	-	7	3	3	1.000	3	3	1.000	-	-	-	1	1	1.000	-	-	0	-	-	-	-	-	1	-	-	-	5.7
50	Jesse Van Kalsbeek	1	-	24	11	11	1.000	10	10	1.000	1	1	1.000	1	1	1.000	-	-	0	-	-	-	-	-	-	-	-	-	20.7
52	Carson Bruhn	1	-	10	4	4	1.000	4	4	1.000	-	-	-	2	2	1.000	-	-	0	-	-	-	-	-	-	-	-	-	8.8
	TEAM	-	-	0	0	0	-	-	-	-	-	-	-	-	-	-	-	-	0	-	-	-	-	-	-	-	-	-	-
	<b>TOTALS</b>	<b>1</b>	<b>36</b>	<b>132</b>	<b>54</b>	<b>54</b>	<b>1.000</b>	<b>39</b>	<b>39</b>	<b>1.000</b>	<b>15</b>	<b>15</b>	<b>1.000</b>	<b>9</b>	<b>10</b>	<b>0.900</b>	<b>-</b>	<b>-</b>	<b>0</b>	<b>-</b>	<b>-</b>	<b>-</b>	<b>-</b>	<b>-</b>	<b>9</b>	<b>27</b>	<b>-</b>	<b>-</b>	<b>111.8</b>



## Game Summary Comparison

Statistic	SE Boys	NW Boys
Points	105	132
<i>Field Goals</i>	40 / 40	54 / 54
<i>2 Point</i>	21 / 21	39 / 39
<i>3 Point</i>	19 / 19	15 / 15
<i>Free Throws</i>	6 / 9	9 / 10
Assists	-	-
Rebounds	0	0
<i>Offensive</i>	-	-
<i>Defensive</i>	-	-
Blocks	-	-
Steals	-	-
Deflections	-	-
Turnovers	-	-
Charges Taken	-	-
Personal Fouls	7	9
Technical Fouls	-	-

SE Boys



NW Boys



## SE Boys Fouls

Period	Clock	Player	Foul
1st Period	14:04	#40 Holden Arnaman	Blocking (Def)
1st Period	12:40	#12 Demarion Honaker	Blocking (Def)
1st Period	5:48	#40 Holden Arnaman	Blocking (Def)
2nd Period	15:43	#12 Demarion Honaker	Blocking (Def)
2nd Period	10:10	#14 Tysen De Vries	Blocking (Def)
2nd Period	5:59	#30 Jack Cooley	Blocking (Def)
2nd Period	2:48	#34 Trye Hughes	Blocking (Def)

## NW Boys Fouls

Period	Clock	Player	Foul
1st Period	16:15	#12 Gavin Batta	Blocking (Def)
1st Period	7:41	#42 Cole Arnold	Blocking (Def)
1st Period	2:16	#40 Fitzgerald Grant	Blocking (Def)
1st Period	1:24	#14 Beau Goodwin	Blocking (Def)
2nd Period	16:27	#14 Beau Goodwin	Blocking (Def)
2nd Period	12:33	#20 Dustin Hoksbergen	Blocking (Def)
2nd Period	8:52	#40 Fitzgerald Grant	Blocking (Def)
2nd Period	7:16	#40 Fitzgerald Grant	Blocking (Def)
2nd Period	2:15	#22 Owen Larson	Blocking (Def)