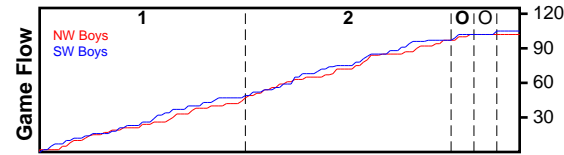


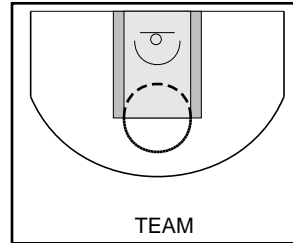
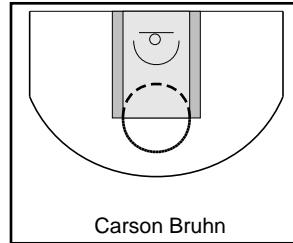

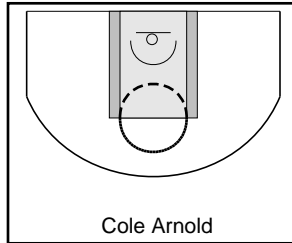
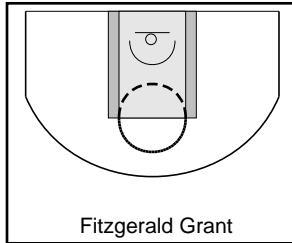
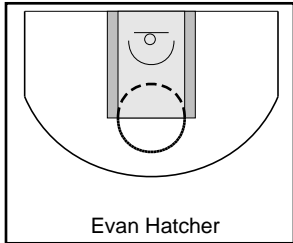
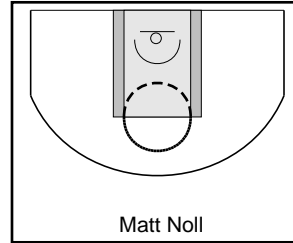
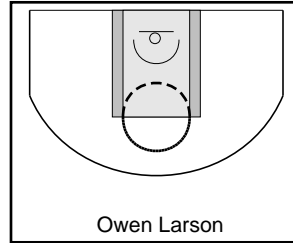
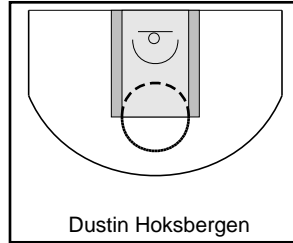
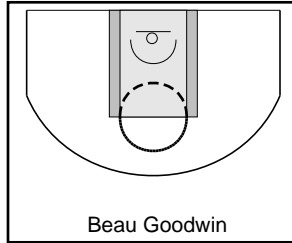
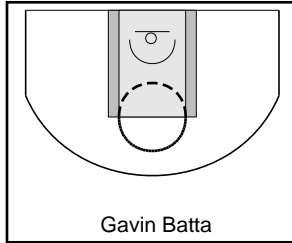
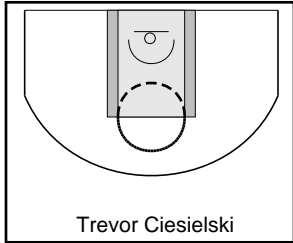
# NW Boys

3/23/24 NW Boys at SW Boys

	1	2	OT1	OT3	T
NW Boys	44	53	5	0	102
SW Boys	49	48	5	3	105



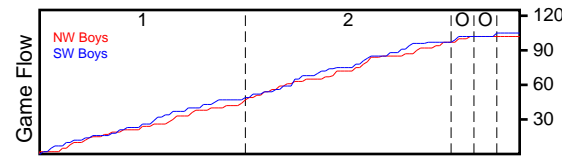
#	Name	G	MIN	PTS	FGM	FGA	FG%	2PM	2PA	2P%	3PM	3PA	3P%	FTM	FTA	FT%	OREB	DREB	REB	AST	STL	DFL	BLK	TO	PF	PM	CHG	A/T	GmSc
10	Trevor Ciesielski	1	40	0	0	0	-	-	-	-	-	-	-	-	-	-	-	-	0	-	-	-	-	-	-	-3	-	-	0.0
12	Gavin Batta	1	40	3	1	1	1.000	-	-	-	1	1	1.000	-	-	-	-	-	0	-	-	-	-	1	-3	-	-	2.3	
14	Beau Goodwin	1	40	6	3	3	1.000	3	3	1.000	-	-	-	-	-	-	-	-	0	-	-	-	-	1	-3	-	-	4.7	
20	Dustin Hoksbergen	1	40	4	2	2	1.000	2	2	1.000	-	-	-	-	-	-	-	-	0	-	-	-	-	1	-3	-	-	3.0	
22	Owen Larson	1	40	14	5	5	1.000	1	1	1.000	4	4	1.000	-	2	0.000	-	-	0	-	-	-	-	1	-3	-	-	11.3	
30	Matt Noll	1	-	12	4	4	1.000	3	3	1.000	1	1	1.000	3	4	0.750	-	-	0	-	-	-	-	3	-	-	-	9.2	
32	Evan Hatcher	-	-	3	1	1	1.000	-	-	-	1	1	1.000	-	-	-	-	-	0	-	-	-	-	-	-	-	-	-	
40	Fitzgerald Grant	1	-	24	11	11	1.000	10	10	1.000	1	1	1.000	1	2	0.500	-	-	0	-	-	-	-	-	-	-	-	20.3	
42	Cole Arnold	-	-	5	2	2	1.000	1	1	1.000	1	1	1.000	-	-	-	-	-	0	-	-	-	-	-	-	-	-	-	
50	Jesse Van Kalsbeek	1	-	26	11	11	1.000	9	9	1.000	2	2	1.000	2	3	0.667	-	-	0	-	-	-	-	-	-	-	-	22.3	
52	Carson Bruhn	1	-	5	2	2	1.000	2	2	1.000	-	-	-	1	1	1.000	-	-	0	-	-	-	-	1	-	-	-	4.0	
	TEAM	-	-	0	0	0	-	-	-	-	-	-	-	-	-	-	-	-	0	-	-	-	-	-	-	-	-	-	
	TOTALS	1	36	102	42	42	1.000	31	31	1.000	11	11	1.000	7	12	0.583	-	-	0	-	-	-	-	8	-3	-	-	84.2	



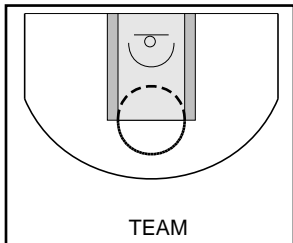
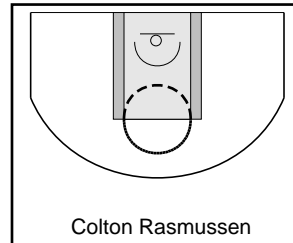
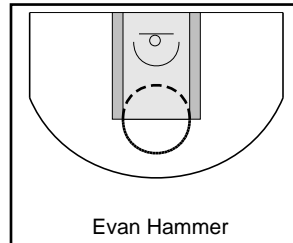
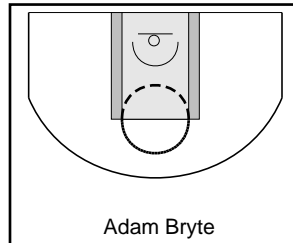
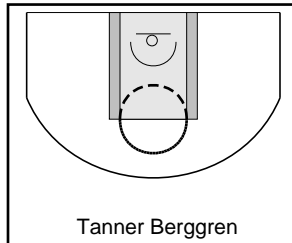
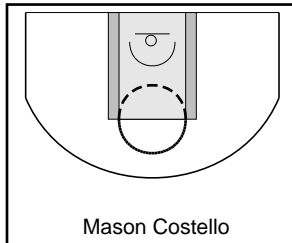
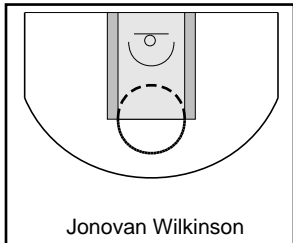
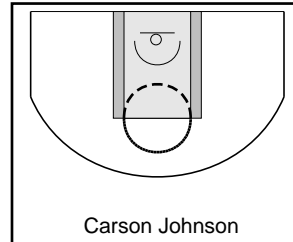
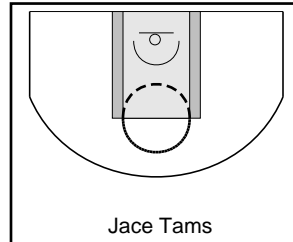
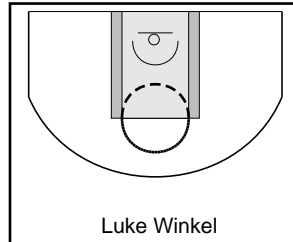
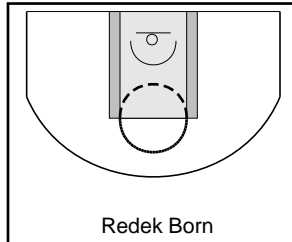
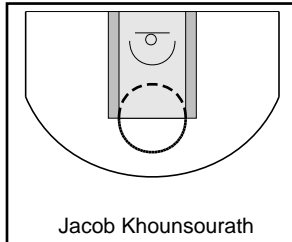
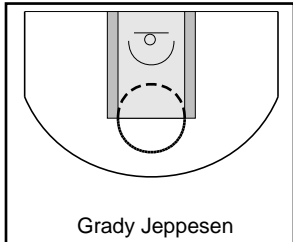
# SW Boys

3/23/24 NW Boys at SW Boys

	1	2	OT1	OT3	T
NW Boys	44	53	5	0	102
SW Boys	49	48	5	3	105



#	Name	G	MIN	PTS	FGM	FGA	FG%	2PM	2PA	2P%	3PM	3PA	3P%	FTM	FTA	FT%	OREB	DREB	REB	AST	STL	DFL	BLK	TO	PF	PM	CHG	A/T	GmSc
10	Grady Jeppesen	1	40	3	1	1	1.000	1	1	1.000	-	-	-	1	2	0.500	-	-	0	-	-	-	-	-	1	3	-	-	1.9
12	Jacob Khounsourath	1	40	12	4	4	1.000	-	-	-	4	4	1.000	-	-	-	-	-	0	-	-	-	-	-	-	3	-	-	10.8
14	Redek Born	1	40	8	2	2	1.000	1	1	1.000	1	1	1.000	3	3	1.000	-	-	0	-	-	-	-	-	2	3	-	-	6.6
20	Luke Winkel	1	40	10	3	3	1.000	1	1	1.000	2	2	1.000	2	2	1.000	-	-	0	-	-	-	-	-	1	3	-	-	8.7
22	Jace Tams	1	40	3	1	1	1.000	-	-	-	1	1	1.000	-	-	-	-	-	0	-	-	-	-	-	1	3	-	-	2.3
24	Carson Johnson	-	-	9	4	4	1.000	3	3	1.000	1	1	1.000	-	-	-	-	-	0	-	-	-	-	-	-	-	-	-	-
30	Jonovan Wilkinson	-	-	6	3	3	1.000	3	3	1.000	-	-	-	-	-	-	-	-	0	-	-	-	-	-	-	-	-	-	-
32	Mason Costello	1	-	29	9	9	1.000	2	2	1.000	7	7	1.000	4	4	1.000	-	-	0	-	-	-	-	-	1	-	-	-	25.9
40	Tanner Berggren	-	-	15	6	6	1.000	3	3	1.000	3	3	1.000	-	-	-	-	-	0	-	-	-	-	-	-	-	-	-	-
42	Adam Bryte	1	-	2	1	1	1.000	1	1	1.000	-	-	-	-	-	-	-	-	0	-	-	-	-	-	3	-	-	-	0.5
50	Evan Hammer	1	-	6	3	3	1.000	3	3	1.000	-	-	-	-	1	0.000	-	-	0	-	-	-	-	-	-	-	-	-	4.7
52	Colton Rasmussen	1	-	2	1	1	1.000	1	1	1.000	-	-	-	-	-	-	-	-	0	-	-	-	-	-	2	-	-	-	0.9
	TEAM	-	-	0	0	0	-	-	-	-	-	-	-	-	-	-	-	-	0	-	-	-	-	-	-	-	-	-	-
	TOTALS	1	36	105	38	38	1.000	19	19	1.000	19	19	1.000	10	12	0.833	-	-	0	-	-	-	-	-	11	3	-	-	88.4



## Game Summary Comparison

Statistic	NW Boys	SW Boys
Points	102	105
Field Goals	42 / 42	38 / 38
2 Point	31 / 31	19 / 19
3 Point	11 / 11	19 / 19
Free Throws	7 / 12	10 / 12
Assists	-	-
Rebounds	0	0
Offensive	-	-
Defensive	-	-
Blocks	-	-
Steals	-	-
Deflections	-	-
Turnovers	-	-
Charges Taken	-	-
Personal Fouls	8	11
Technical Fouls	-	-

NW Boys



SW Boys



## NW Boys Fouls

Period	Clock	Player	Foul
1st Period	2:37	#30 Matt Noll	Blocking (Def)
1st Period	2:17	#52 Carson Bruhn	Blocking (Def)
2nd Period	12:58	#12 Gavin Batta	Blocking (Def)
2nd Period	10:09	#30 Matt Noll	Blocking (Def)
2nd Period	3:32	#14 Beau Goodwin	Blocking (Def)
2nd Period	2:00	#20 Dustin Hoksbergen	Blocking (Def)
2nd Period	0:28	#22 Owen Larson	Blocking (Def)
OT 1	1:38	#30 Matt Noll	Blocking (Def)

## SW Boys Fouls

Period	Clock	Player	Foul
1st Period	13:22	#42 Adam Bryte	Blocking (Def)
1st Period	5:08	#22 Jace Tams	Blocking (Def)
1st Period	4:17	#14 Redek Born	Blocking (Def)
2nd Period	14:51	#42 Adam Bryte	Blocking (Def)
2nd Period	12:01	#32 Mason Costello	Blocking (Def)
2nd Period	8:33	#42 Adam Bryte	Blocking (Def)
2nd Period	8:04	#52 Colton Rasmussen	Blocking (Def)
2nd Period	6:00	#52 Colton Rasmussen	Blocking (Def)
2nd Period	4:07	#10 Grady Jeppesen	Blocking (Def)
OT 1	1:50	#20 Luke Winkel	Blocking (Def)
OT 1	0:34	#14 Redek Born	Blocking (Def)