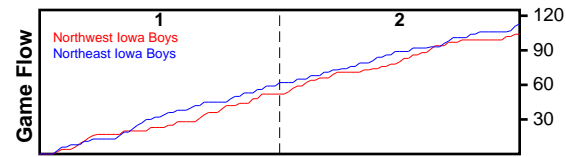


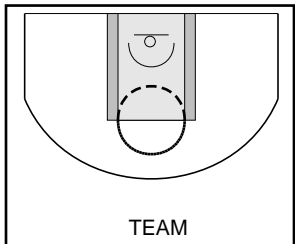
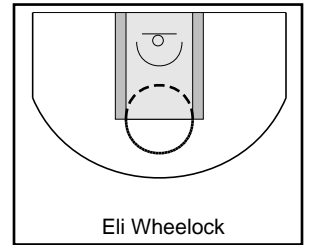
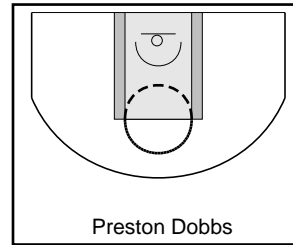
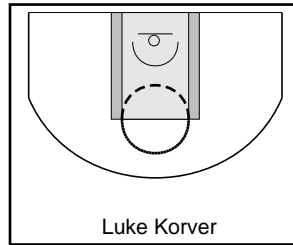
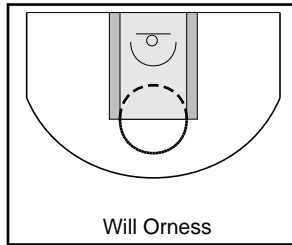
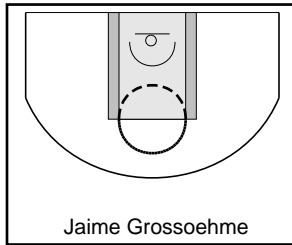
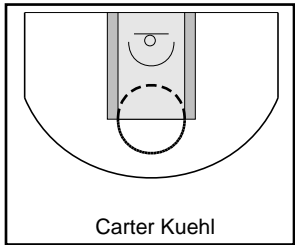
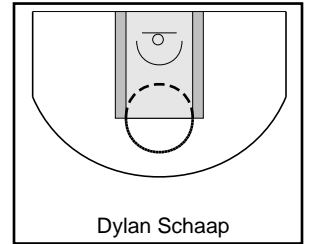
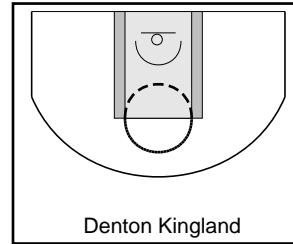
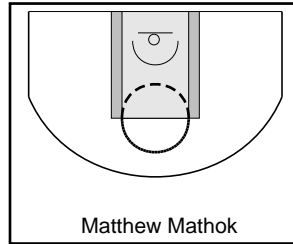
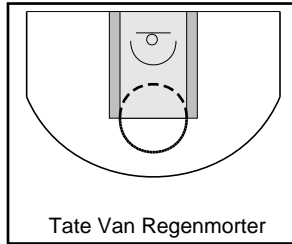
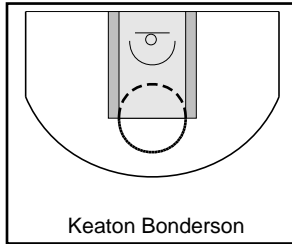
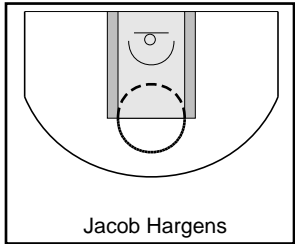
Northwest Iowa Boys

3/25/23 Northwest Iowa Boys at Northeast Iowa Boys

| | 1 | 2 | T |
|----------------|----|----|-----|
| Northwest Iowa | 52 | 52 | 104 |
| Northeast Iowa | 62 | 51 | 113 |

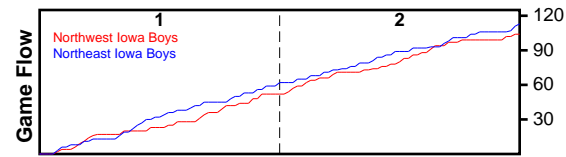


| # | Name | G | MIN | PTS | FGM | FGA | FG% | 2PM | 2PA | 2P% | 3PM | 3PA | 3P% | FTM | FTA | FT% | OREB | DREB | REB | AST | STL | DFL | BLK | TO | PF | PM | CHG | A/T | GmSc |
|----|----------------------|----------|-----------|------------|-----------|-----------|--------------|-----------|-----------|--------------|-----------|-----------|--------------|----------|-----------|--------------|----------|----------|----------|----------|----------|----------|----------|----------|-----------|-----------|----------|----------|-------------|
| 10 | Jacob Hargens | 1 | 36 | 16 | 8 | 8 | 1.000 | 8 | 8 | 1.000 | - | - | - | - | - | - | - | - | 0 | - | - | - | - | - | 1 | -9 | - | - | 13.2 |
| 12 | Keaton Bonderson | 1 | 36 | 13 | 5 | 5 | 1.000 | 4 | 4 | 1.000 | 1 | 1 | 1.000 | 2 | 3 | 0.667 | - | - | 0 | - | - | - | - | - | - | -9 | - | - | 11.1 |
| 14 | Tate Van Regenmorter | 1 | 36 | 8 | 2 | 2 | 1.000 | - | - | - | 2 | 2 | 1.000 | 2 | 2 | 1.000 | - | - | 0 | - | - | - | - | - | 2 | -9 | - | - | 6.6 |
| 20 | Matthew Mathok | 1 | 36 | 8 | 3 | 3 | 1.000 | 3 | 3 | 1.000 | - | - | - | 2 | 2 | 1.000 | - | - | 0 | - | - | - | - | - | 1 | -9 | - | - | 6.7 |
| 24 | Denton Kingland | 1 | 36 | 0 | 0 | 0 | - | - | - | - | - | - | - | - | - | - | - | - | 0 | - | - | - | - | - | - | -9 | - | - | 0.0 |
| 30 | Dylan Schaap | 1 | - | 12 | 5 | 5 | 1.000 | 3 | 3 | 1.000 | 2 | 2 | 1.000 | - | 1 | 0.000 | - | - | 0 | - | - | - | - | - | - | - | - | - | 10.1 |
| 32 | Carter Kuehl | 1 | - | 11 | 4 | 4 | 1.000 | 1 | 1 | 1.000 | 3 | 3 | 1.000 | - | - | - | - | - | 0 | - | - | - | - | - | 2 | - | - | - | 9.0 |
| 34 | Jaime Grosseohme | 1 | - | 0 | 0 | 0 | - | - | - | - | - | - | - | - | - | - | - | - | 0 | - | - | - | - | - | 2 | - | - | - | -0.8 |
| 40 | Will Orness | 1 | - | 3 | 1 | 1 | 1.000 | - | - | - | 1 | 1 | 1.000 | - | - | - | - | - | 0 | - | - | - | - | - | 1 | - | - | - | 2.3 |
| 42 | Luke Korver | 1 | - | 9 | 3 | 3 | 1.000 | - | - | - | 3 | 3 | 1.000 | - | - | - | - | - | 0 | - | - | - | - | - | 1 | - | - | - | 7.7 |
| 50 | Preston Dobbs | 1 | - | 13 | 5 | 5 | 1.000 | 4 | 4 | 1.000 | 1 | 1 | 1.000 | 2 | 3 | 0.667 | - | - | 0 | - | - | - | - | - | 6 | - | - | - | 8.7 |
| 52 | Eli Wheelock | - | - | 11 | 4 | 4 | 1.000 | 1 | 1 | 1.000 | 3 | 3 | 1.000 | - | - | - | - | - | 0 | - | - | - | - | - | - | - | - | - | - |
| | TEAM | - | - | 0 | 0 | 0 | - | - | - | - | - | - | - | - | - | - | - | - | 0 | - | - | - | - | - | - | - | - | - | - |
| | TOTALS | 1 | 36 | 104 | 40 | 40 | 1.000 | 24 | 24 | 1.000 | 16 | 16 | 1.000 | 8 | 11 | 0.727 | - | - | 0 | - | - | - | - | - | 16 | -9 | - | - | 84.4 |



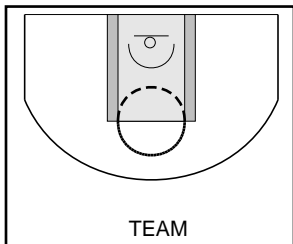
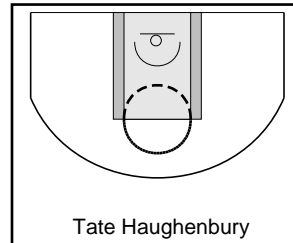
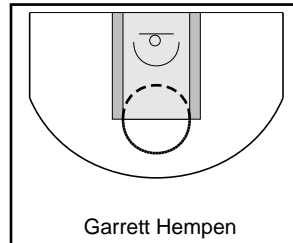
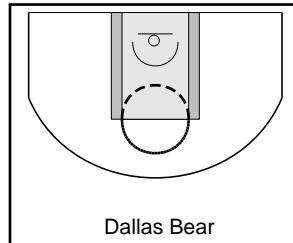
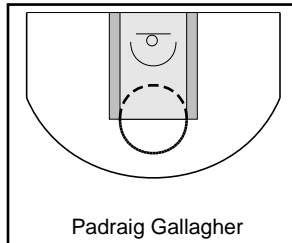
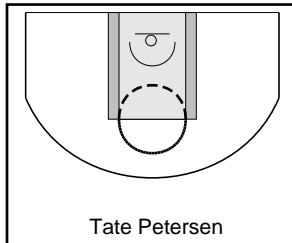
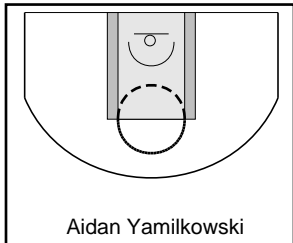
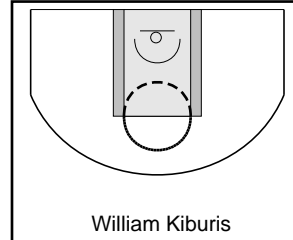
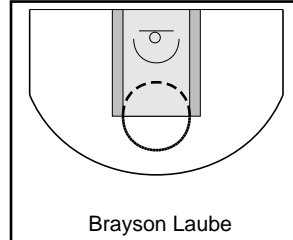
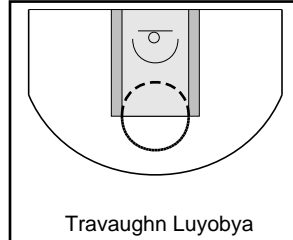
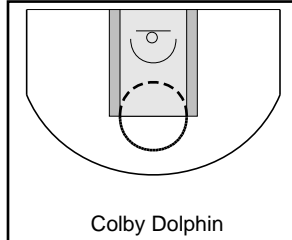
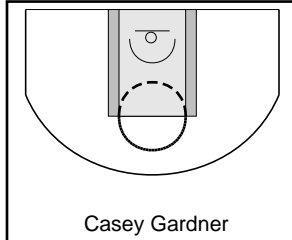
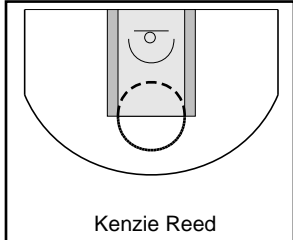
Northeast Iowa Boys

| | 1 | 2 | T |
|----------------|----|----|-----|
| Northwest Iowa | 52 | 52 | 104 |
| Northeast Iowa | 62 | 51 | 113 |



3/25/23 Northwest Iowa Boys at Northeast Iowa Boys

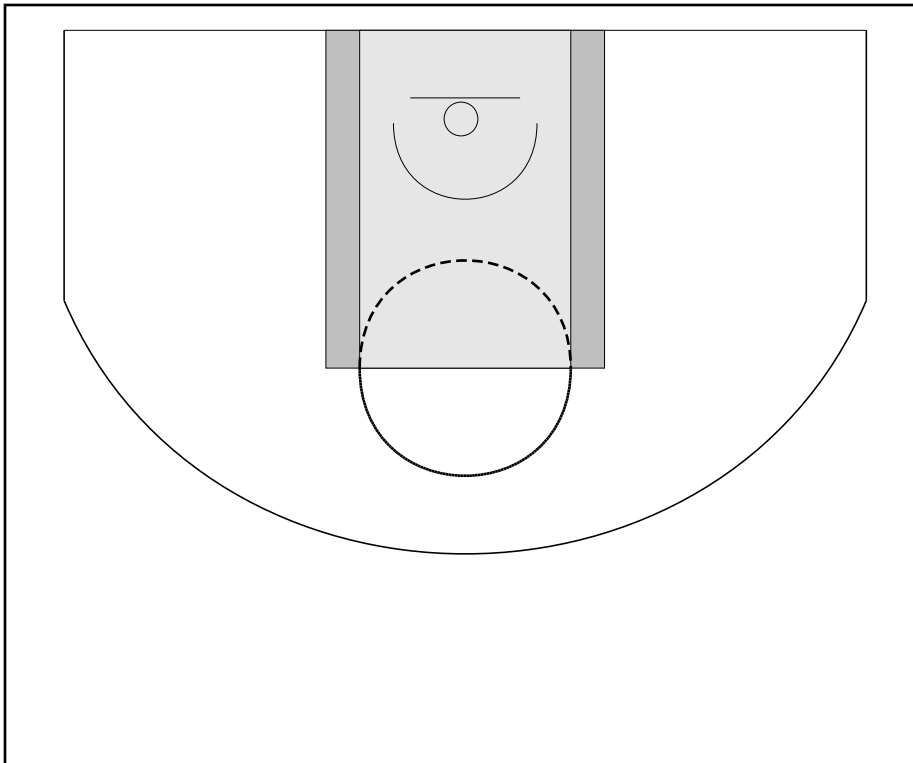
| # | Name | G | MIN | PTS | FGM | FGA | FG% | 2PM | 2PA | 2P% | 3PM | 3PA | 3P% | FTM | FTA | FT% | OREB | DREB | REB | AST | STL | DFL | BLK | TO | PF | PM | CHG | A/T | GmSc |
|----|-------------------|----------|-----------|------------|-----------|-----------|--------------|-----------|-----------|--------------|-----------|-----------|--------------|----------|-----------|--------------|----------|----------|----------|----------|----------|----------|----------|----------|-----------|----------|----------|-------------|------|
| 10 | Kenzie Reed | 1 | 36 | 10 | 3 | 3 | 1.000 | 1 | 1 | 1.000 | 2 | 2 | 1.000 | 2 | 2 | 1.000 | - | - | 0 | - | - | - | - | - | - | 9 | - | - | 9.1 |
| 12 | Casey Gardner | 1 | 36 | 1 | 0 | 0 | - | - | - | - | - | - | - | 1 | 2 | 0.500 | - | - | 0 | - | - | - | - | - | - | 9 | - | - | 0.6 |
| 14 | Colby Dolphin | 1 | 36 | 6 | 2 | 2 | 1.000 | 1 | 1 | 1.000 | 1 | 1 | 1.000 | 1 | 2 | 0.500 | - | - | 0 | - | - | - | - | 1 | 9 | - | - | 4.6 | |
| 20 | Travaughn Luyobya | 1 | 36 | 8 | 2 | 2 | 1.000 | 2 | 2 | 1.000 | - | - | - | 4 | 4 | 1.000 | - | - | 0 | - | - | - | - | - | - | 9 | - | - | 7.4 |
| 22 | Brayson Laube | 1 | 36 | 11 | 4 | 4 | 1.000 | 1 | 1 | 1.000 | 3 | 3 | 1.000 | - | - | - | - | - | 0 | - | - | - | - | - | - | 9 | - | - | 9.8 |
| 24 | William Kiburis | 1 | - | 9 | 4 | 4 | 1.000 | 4 | 4 | 1.000 | - | - | - | 1 | 2 | 0.500 | - | - | 0 | - | - | - | - | - | 3 | - | - | 6.2 | |
| 30 | Aidan Yamilkowski | - | - | 11 | 4 | 4 | 1.000 | 1 | 1 | 1.000 | 3 | 3 | 1.000 | - | - | - | - | - | 0 | - | - | - | - | - | - | - | - | - | |
| 32 | Tate Petersen | 1 | - | 21 | 7 | 7 | 1.000 | - | - | - | 7 | 7 | 1.000 | - | - | - | - | - | 0 | - | - | - | - | - | 2 | - | - | 18.1 | |
| 40 | Padraig Gallagher | 1 | - | 15 | 5 | 5 | 1.000 | - | - | - | 5 | 5 | 1.000 | - | 1 | 0.000 | - | - | 0 | - | - | - | - | - | 1 | - | - | 12.7 | |
| 42 | Dallas Bear | 1 | - | 13 | 5 | 5 | 1.000 | 2 | 2 | 1.000 | 3 | 3 | 1.000 | - | - | - | - | - | 0 | - | - | - | - | - | 4 | - | - | 9.9 | |
| 50 | Garrett Hempen | 1 | - | 4 | 2 | 2 | 1.000 | 2 | 2 | 1.000 | - | - | - | - | - | - | - | - | 0 | - | - | - | - | - | 1 | - | - | 3.0 | |
| 52 | Tate Haughenbury | - | - | 4 | 2 | 2 | 1.000 | 2 | 2 | 1.000 | - | - | - | - | - | - | - | - | 0 | - | - | - | - | - | - | - | - | - | |
| | TEAM | - | - | 0 | 0 | 0 | - | - | - | - | - | - | - | - | - | - | - | - | 0 | - | - | - | - | - | - | - | - | - | |
| | TOTALS | 1 | 36 | 113 | 40 | 40 | 1.000 | 16 | 16 | 1.000 | 24 | 24 | 1.000 | 9 | 13 | 0.692 | - | - | 0 | - | - | - | - | - | 12 | 9 | - | 94.6 | |



Game Summary Comparison

| Statistic | Northwest Iowa Boys | Northeast Iowa Boys |
|--------------------|---------------------|---------------------|
| Points | 104 | 113 |
| <i>Field Goals</i> | 40 / 40 | 40 / 40 |
| <i>2 Point</i> | 24 / 24 | 16 / 16 |
| <i>3 Point</i> | 16 / 16 | 24 / 24 |
| <i>Free Throws</i> | 8 / 11 | 9 / 13 |
| Assists | - | - |
| Rebounds | 0 | 0 |
| <i>Offensive</i> | - | - |
| <i>Defensive</i> | - | - |
| Blocks | - | - |
| Steals | - | - |
| Deflections | - | - |
| Turnovers | - | - |
| Charges Taken | - | - |
| Personal Fouls | 16 | 12 |
| Technical Fouls | - | - |

Northwest Iowa Boys



Northeast Iowa Boys



Northwest Iowa Boys Fouls

| Period | Clock | Player | Foul |
|------------|-------|--------------------------|----------------|
| 1st Period | 10:35 | #20 Matthew Mathok | Blocking (Def) |
| 1st Period | 8:10 | #34 Jaime Grosseohme | Blocking (Def) |
| 1st Period | 5:47 | #50 Preston Dobbs | Blocking (Def) |
| 1st Period | 2:08 | #14 Tate Van Regenmorter | Blocking (Def) |
| 2nd Period | 17:02 | #32 Carter Kuehl | Blocking (Def) |
| 2nd Period | 13:09 | #34 Jaime Grosseohme | Blocking (Def) |
| 2nd Period | 12:00 | #50 Preston Dobbs | Blocking (Def) |
| 2nd Period | 10:08 | #50 Preston Dobbs | Blocking (Def) |
| 2nd Period | 6:26 | #32 Carter Kuehl | Blocking (Def) |
| 2nd Period | 4:33 | #40 Will Orness | Blocking (Def) |
| 2nd Period | 3:59 | #50 Preston Dobbs | Blocking (Def) |
| 2nd Period | 2:40 | #50 Preston Dobbs | Blocking (Def) |
| 2nd Period | 2:25 | #14 Tate Van Regenmorter | Blocking (Def) |
| 2nd Period | 0:29 | #42 Luke Korver | Blocking (Def) |
| 2nd Period | 0:18 | #50 Preston Dobbs | Blocking (Def) |
| 2nd Period | 0:17 | #10 Jacob Hargens | Blocking (Def) |

Northeast Iowa Boys Fouls

| Period | Clock | Player | Foul |
|------------|-------|----------------------|----------------|
| 1st Period | 13:34 | #32 Tate Petersen | Blocking (Def) |
| 1st Period | 12:37 | #50 Garrett Hempen | Blocking (Def) |
| 1st Period | 11:31 | #42 Dallas Bear | Blocking (Def) |
| 1st Period | 5:34 | #24 William Kiburis | Blocking (Def) |
| 1st Period | 1:44 | #42 Dallas Bear | Blocking (Def) |
| 2nd Period | 10:50 | #24 William Kiburis | Blocking (Def) |
| 2nd Period | 7:20 | #14 Colby Dolphin | Blocking (Def) |
| 2nd Period | 6:57 | #42 Dallas Bear | Blocking (Def) |
| 2nd Period | 4:36 | #32 Tate Petersen | Blocking (Def) |
| 2nd Period | 2:00 | #24 William Kiburis | Blocking (Def) |
| 2nd Period | 2:00 | #40 Pdraig Gallagher | Blocking (Def) |
| 2nd Period | 1:43 | #42 Dallas Bear | Blocking (Def) |