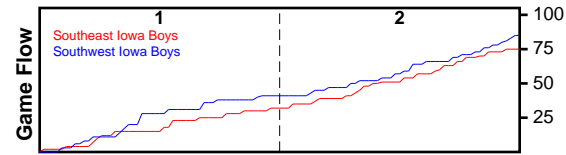


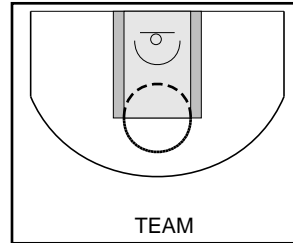
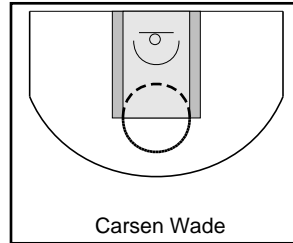
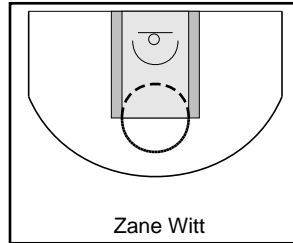
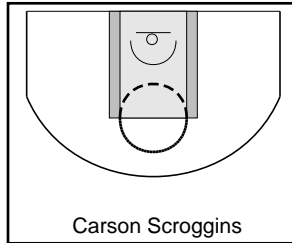
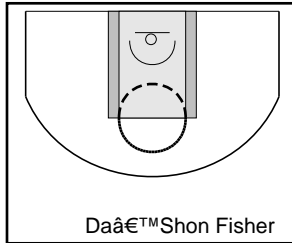
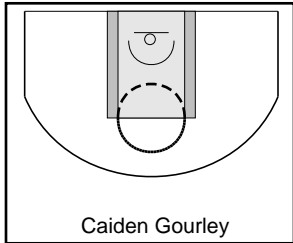
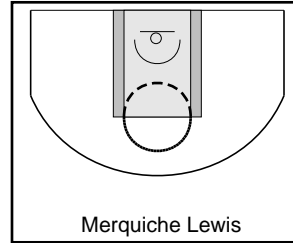
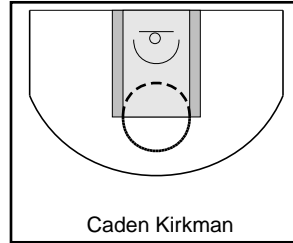
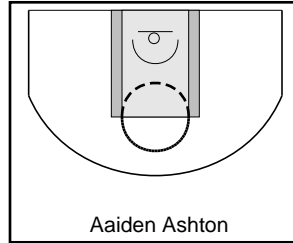
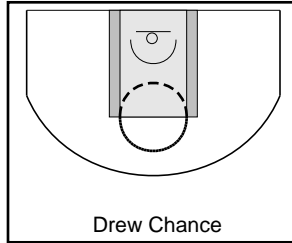
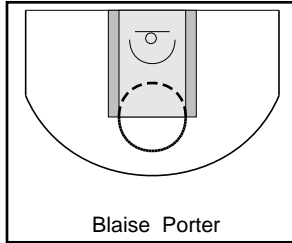
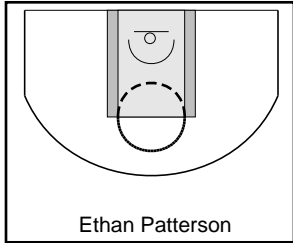
Southeast Iowa Boys

	1	2	T
Southeast Iowa	32	43	75
Southwest Iowa	41	44	85



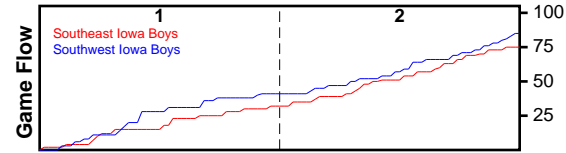
3/25/23 Southeast Iowa Boys at Southwest Iowa Boys

#	Name	G	MIN	PTS	FGM	FGA	FG%	2PM	2PA	2P%	3PM	3PA	3P%	FTM	FTA	FT%	OREB	DREB	REB	AST	STL	DFL	BLK	TO	PF	PM	CHG	A/T	GmSc
10	Ethan Patterson	1	36	11	4	4	1.000	1	1	1.000	3	3	1.000	-	-	-	-	-	0	-	-	-	-	-	-	-10	-	-	9.8
12	Blaise Porter	1	36	9	3	3	1.000	2	2	1.000	1	1	1.000	2	4	0.500	-	-	0	-	-	-	-	-	-	-10	-	-	7.3
14	Drew Chance	1	36	15	6	6	1.000	3	3	1.000	3	3	1.000	-	-	-	-	-	0	-	-	-	-	-	-	-10	-	-	13.2
20	Aaiden Ashton	1	36	5	2	2	1.000	1	1	1.000	1	1	1.000	-	-	-	-	-	0	-	-	-	-	-	-	-10	-	-	4.4
22	Caden Kirkman	1	36	13	5	5	1.000	5	5	1.000	-	-	-	3	4	0.750	-	-	0	-	-	-	-	-	-	-10	-	-	11.1
30	Merquiche Lewis	-	-	2	1	1	1.000	1	1	1.000	-	-	-	-	-	-	-	-	0	-	-	-	-	-	-	-	-	-	-
32	Caiden Gourley	-	-	0	0	0	-	-	-	-	-	-	-	-	-	-	-	-	0	-	-	-	-	-	-	-	-	-	-
40	Daâ€™Shon Fisher	-	-	7	3	3	1.000	2	2	1.000	1	1	1.000	-	-	-	-	-	0	-	-	-	-	-	-	-	-	-	-
42	Carson Scroggins	-	-	8	3	3	1.000	1	1	1.000	2	2	1.000	-	-	-	-	-	0	-	-	-	-	-	-	-	-	-	-
50	Zane Witt	-	-	2	1	1	1.000	1	1	1.000	-	-	-	-	-	-	-	-	0	-	-	-	-	-	-	-	-	-	-
52	Carsen Wade	-	-	3	1	1	1.000	-	-	-	1	1	1.000	-	-	-	-	-	0	-	-	-	-	-	-	-	-	-	-
	TEAM	-	-	0	0	0	-	-	-	-	-	-	-	-	-	-	-	-	0	-	-	-	-	-	-	-	-	-	-
	TOTALS	1	36	75	29	29	1.000	17	17	1.000	12	12	1.000	5	8	0.625	-	-	0	-	-	-	-	-	-	-10	-	-	65.1



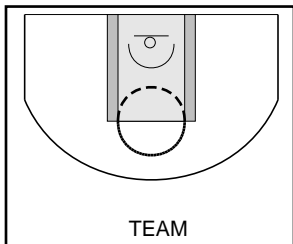
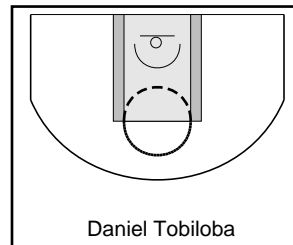
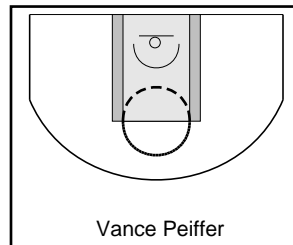
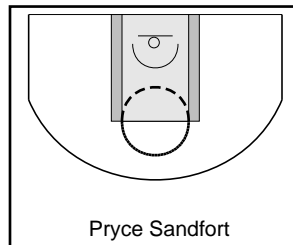
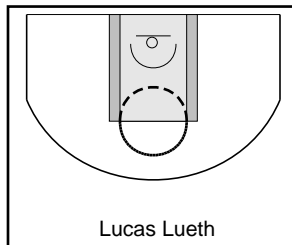
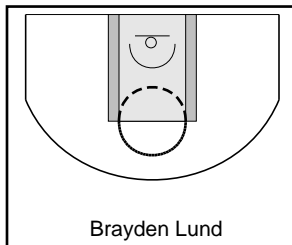
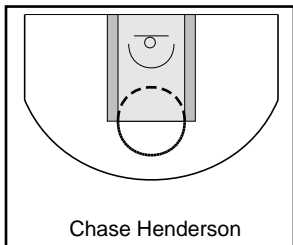
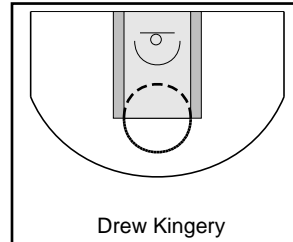
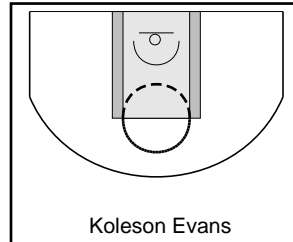
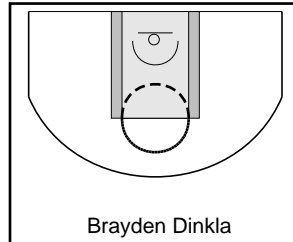
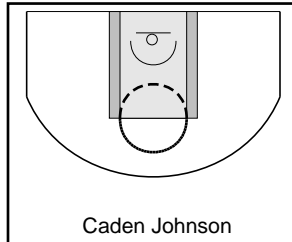
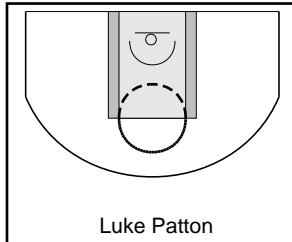
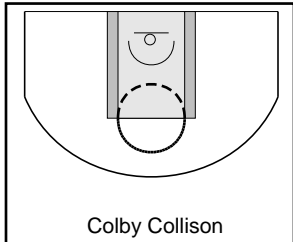
Southwest Iowa Boys

	1	2	T
Southeast Iowa	32	43	75
Southwest Iowa	41	44	85



3/25/23 Southeast Iowa Boys at Southwest Iowa Boys

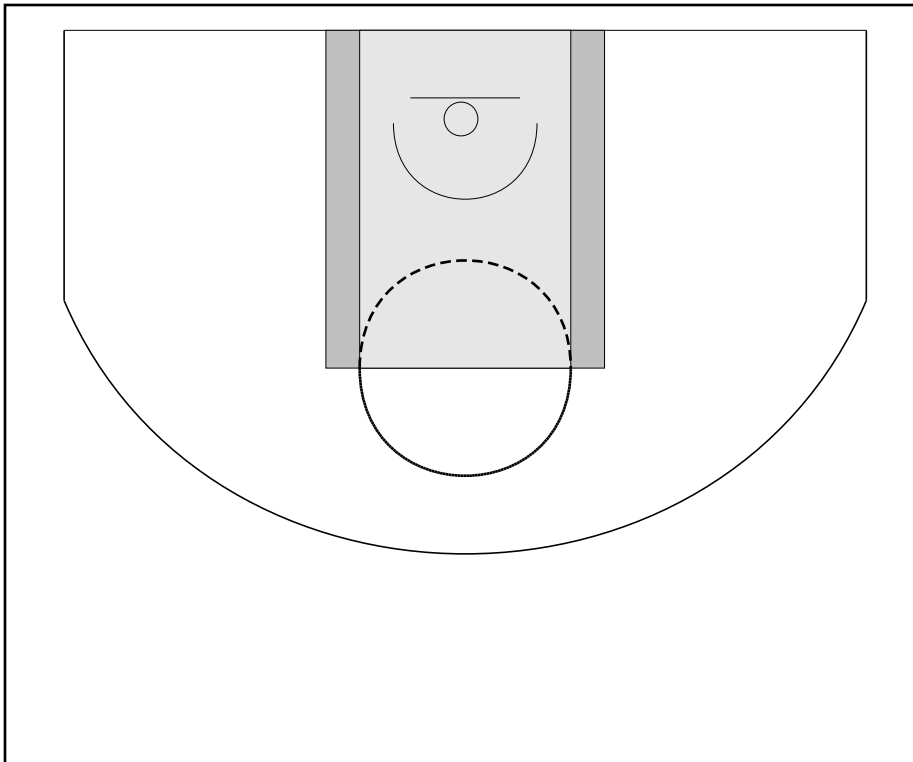
#	Name	G	MIN	PTS	FGM	FGA	FG%	2PM	2PA	2P%	3PM	3PA	3P%	FTM	FTA	FT%	OREB	DREB	REB	AST	STL	DFL	BLK	TO	PF	PM	CHG	A/T	GmSc
4	Colby Collison	1	36	5	2	2	1.000	1	1	1.000	1	1	1.000	-	-	-	-	-	0	-	-	-	-	-	-	10	-	-	4.4
10	Luke Patton	1	36	8	3	3	1.000	1	1	1.000	2	2	1.000	-	-	-	-	-	0	-	-	-	-	-	-	10	-	-	7.1
12	Caden Johnson	1	36	2	1	1	1.000	1	1	1.000	-	-	-	-	-	-	-	-	0	-	-	-	-	-	-	10	-	-	1.7
20	Brayden Dinkla	1	36	0	0	0	-	-	-	-	-	-	-	-	-	-	-	-	0	-	-	-	-	-	-	10	-	-	0.0
22	Koleson Evans	-	-	6	2	2	1.000	-	-	-	2	2	1.000	-	-	-	-	-	0	-	-	-	-	-	-	-	-	-	-
30	Drew Kingery	1	-	16	5	5	1.000	1	1	1.000	4	4	1.000	2	2	1.000	-	-	0	-	-	-	-	-	-	-	-	-	14.5
32	Chase Henderson	1	36	10	2	2	1.000	2	2	1.000	-	-	-	6	6	1.000	-	-	0	-	-	-	-	-	-	10	-	-	9.4
34	Brayden Lund	-	-	2	1	1	1.000	1	1	1.000	-	-	-	-	-	-	-	-	0	-	-	-	-	-	-	-	-	-	-
40	Lucas Lueth	1	-	10	4	4	1.000	3	3	1.000	1	1	1.000	1	3	0.333	-	-	0	-	-	-	-	-	-	-	-	-	8.0
42	Pryce Sandfort	1	-	15	4	4	1.000	1	1	1.000	3	3	1.000	4	4	1.000	-	-	0	-	-	-	-	-	-	-	-	-	13.8
50	Vance Peiffer	1	-	5	1	1	1.000	-	-	-	1	1	1.000	2	2	1.000	-	-	0	-	-	-	-	-	-	-	-	-	4.7
52	Daniel Tobiloba	-	-	6	3	3	1.000	3	3	1.000	-	-	-	-	-	-	-	-	0	-	-	-	-	-	-	-	-	-	-
	TEAM	-	-	0	0	0	-	-	-	-	-	-	-	-	-	-	-	-	0	-	-	-	-	-	-	-	-	-	-
	TOTALS	1	36	85	28	28	1.000	14	14	1.000	14	14	1.000	15	17	0.882	-	-	0	-	-	-	-	-	-	10	-	-	75.8



Game Summary Comparison

Statistic	Southeast Iowa Boys	Southwest Iowa Boys
Points	75	85
<i>Field Goals</i>	29 / 29	28 / 28
<i>2 Point</i>	17 / 17	14 / 14
<i>3 Point</i>	12 / 12	14 / 14
<i>Free Throws</i>	5 / 8	15 / 17
Assists	-	-
Rebounds	0	0
<i>Offensive</i>	-	-
<i>Defensive</i>	-	-
Blocks	-	-
Steals	-	-
Deflections	-	-
Turnovers	-	-
Charges Taken	-	-
Personal Fouls	-	-
Technical Fouls	-	-

Southeast Iowa Boys



Southwest Iowa Boys

